FREE PRINTABLE ACTIVITY PAGES

Free Christmas Activity Pages for Kids

6 activity pages with answer keys

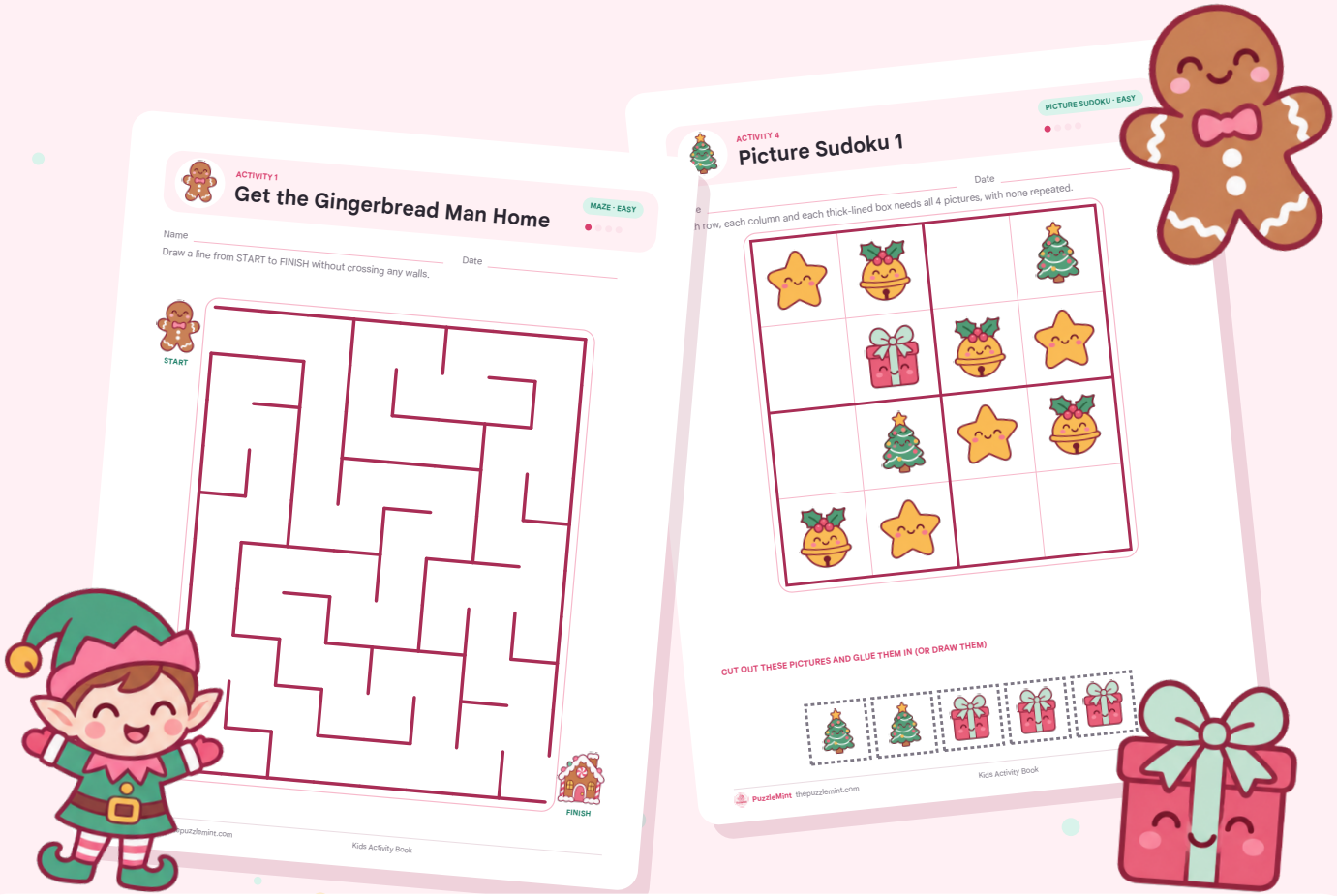

FREE SAMPLER
Ages 4–8

6 PAGES
from the full book

ANSWER KEYS
at the back

How to Use This Book

6 free activities · ages 4–8 · print as many copies as you like



1. **Print**
   Made for US Letter paper. For A4, choose "Fit to page" in the print window.

2. **Pick a page**
   Every page is a real page from the full Christmas Activity Book for Kids. Do them in any order.

3. **Get supplies**
   A pencil, crayons and safety scissors (for the picture sudoku pieces).

4. **Check answers**
   Answer keys are at the back, from page 10.

5. **Want more?**
   The full book has all 40 pages. See the last page, or visit thepuzzlemint.com.

Tips

- Print the same page twice so siblings can race.
- Laminate a page and use a dry-erase marker to play again.
- The letter to Santa makes a sweet keepsake: date it!

Print as many copies as you like

for your own home, family, party, classroom or care-home group. Please don't resell, share or upload the PDF file itself. Thank you for supporting a small, independent puzzle shop!

Contents

6 free activities from the full book



1	Get the Gingerbread Man Home	4
2	Mystery Dot to Dot 1	5
3	I Spy Christmas	6
4	Picture Sudoku 1	7
5	Picture Code Message	8
6	My Letter to Santa	9



ACTIVITY 1

Get the Gingerbread Man Home

MAZE · EASY

Name _____ Date _____

Draw a line from START to FINISH without crossing any walls.



START

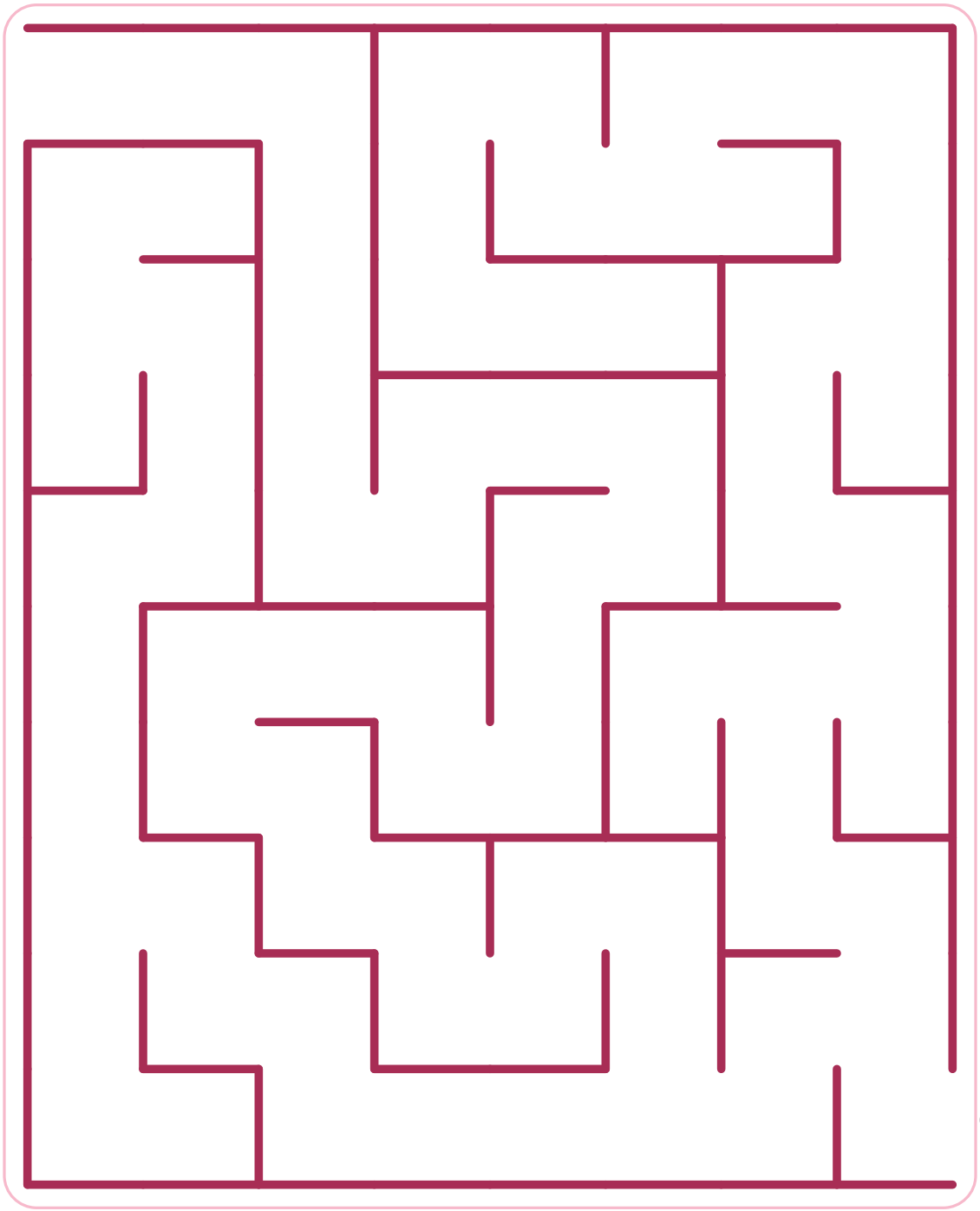



FINISH



ACTIVITY 2

Mystery Dot to Dot 1

DOT TO DOT · EASY

Name _____ Date _____

Join the dots from 1 to 10, then back to 1. What did you draw? Color it in!





1

2

10

3

9

4

8

6

5

7





ACTIVITY 3

I Spy Christmas

I SPY · MEDIUM

Name _____ Date _____

I spy with my little eye... Count each picture and write how many you found.













ACTIVITY 4

Picture Sudoku 1

PICTURE SUDOKU · EASY

Name _____ Date _____

Each row, each column and each thick-lined box needs all 4 pictures, with none repeated.



CUT OUT THESE PICTURES AND GLUE THEM IN (OR DRAW THEM)





ACTIVITY 5

Picture Code Message

SECRET CODE

Name _____ Date _____

Each picture stands for a letter. Write the letter under each picture to read the secret message.

THE CODE

 = A

 = C

 = E

 = H

 = I

 = M

 = R

 = S

 = T

 = Y

THE SECRET MESSAGE







_____ _____ _____ _____ _____











_____ _____ _____ _____ _____ _____ _____ _____ _____



ACTIVITY 6

My Letter to Santa

WRITE

Tell Santa about your year, what you're thankful for, and one wish.



Dear Santa,

Love, _____



Answer Key

1 Get the Gingerbread Man Home



2 Dot to Dot 1



3 I Spy Christmas



3 2 7 2 3

4 Picture Sudoku 1



5 Picture Code Message

THE CODE

= A = C = E = H = I

= M = R = S = T = Y

THE SECRET MESSAGE

M E R R Y

C H R I S T M A S



Thank you!

We hope these puzzles bring calm, happy minutes to your December. PuzzleMint is a small independent shop, and every book is checked before it goes on sale.

Something not right?

Email us and we'll send a fixed file, or refund you within 14 days of purchase for any reason. Please write to us before contacting your bank.

hello@thepuzzlemint.com

More PuzzleMint books

Christmas Activity Book for Kids (all 40 pages)
Christmas Printables Everything Bundle (all 14 products, $15)

© PuzzleMint. Personal and classroom use license: print unlimited copies for your own home, family, classroom, party or care-home group. You may not resell, share, upload or redistribute this PDF or its pages, in print or digital form.